

**PHASE- II ON-LINE EXAMINATION - RECRUITMENT OF OFFICER GRADE 'A'
ASSISTANT MANAGER (LEGAL)**

INFORMATION HANDOUT

This handout contains details pertaining to various aspects of the online exam you are going to undertake and important instructions about related matters. You are advised to study the handout carefully as it will help you in preparing for the examination.

The on-line examination will comprise the following objective type multiple choice tests as stated below :

Structure of the test – Phase II

Paper	Streams/ Subjects	No. of Questions	Max. Marks	Version	Duration	Cut-off	Weightage
Paper 1	English (Descriptive Test to test the drafting skills)	3*	100	English	60 Minutes	30%	1/3 rd
Paper 2	70 Multiple choice questions of one mark each on Specialized subject related to stream	70	70	Bilingual i.e. English and Hindi	60 Minutes	40%	2/3 rd
	3 Descriptive Questions of 10 marks each on Specialized subject related to stream (Answers to be typed with the help of the keyboard. Candidates opting to type the answers in Hindi, may type with the help of either: (i) Inscript or (ii) Remington (GAIL) keyboards layout)	3	30		60 Minutes		
			200				
	Aggregate Cut off					50%	

* Essay – 30 Marks, Precis – 30 Marks and Comprehension – 40 Marks

English (Descriptive Test to test the Drafting Skills)

The duration for the examination is (Paper 1 – 60 Minutes and Paper 2 – 120 Minutes) 180 minutes; however, you may have to be at the venue for approximately 240 minutes including the time required for attendance marking, submission of Call letter with photocopy of the photo ID proof, logging in, etc.

Paper 1 English (Descriptive Test) to test the drafting skills: The paper on English shall be framed in a manner to assess the writing skills including expression and understanding of the topic. The Paper shall include Questions on essay writing, précis writing and comprehension etc. Candidates will have to type answers with the help of the keyboard of the computer.

Paper 1 - Descriptive paper will be provided only in English. Descriptive questions will be displayed on the screen of your computer. Answers are to be typed using the keyboard. Before start of typing answers to questions in Descriptive Paper, please check all key functions of the keyboard. You will get 60 minutes to answer the questions.

Paper 2 (Objective Section): All the questions will have multiple choices. You can attempt any question at any point of time within the allotted time of 60 minutes. Out of the five answers to a question only one will be the correct answer. **You have to select the most appropriate answer and ‘mouse click’ that alternative which you feel is appropriate/correct. The alternative/option that you have clicked on will be treated as your answer to that question. There will be penalty for wrong answers marked by you. For every wrong answer marked by you, 1/4th of the marks assigned to that question will be deducted as penalty.**

Paper 2 (Descriptive Section): Questions will be shown on screen and candidates will have to type answers using a keyboard. For Hindi typing, the candidates should have knowledge of the following key-board layout:

- i. Inscript
- ii. Remington (GAIL)

There shall be a cut-off of minimum 30% for Paper 1 and a cut-off of minimum 40% for Paper 2 in Phase II.

Candidates would need to secure separate cut-off in each paper as well as aggregate cut-off marks of 50% in Phase II exam (weightage of 1/3rd for Paper 1 and 2/3rd for Paper 2) to be shortlisted for Phase III.

Subject to the criteria mentioned above, candidates equaling 3 times the number of vacancies shall be shortlisted, in order of merit, for Phase III i.e. the Interview. List of candidates shortlisted for Interview will be made available on SEBI website.

Please note that the types of questions in this handout are only illustrative and not exhaustive. In the actual examination you will find questions of a higher difficulty level on some or all of these types and also questions on the types not mentioned here.

Some sample questions are given below.

SAMPLE QUESTIONS

Paper-I – English - Descriptive Paper

Q.1. Write an essay on any **ONE** of the following topics in about 400 words.

1. Three effective measures to eradicate illiteracy in India. Explain how the measures suggested by you will be effective.
2. It is often said that computerization results in unemployment. Do you agree? Explain.
3. High Rise Buildings: Infrastructural and Environmental Issues.

Q.2. Write a précis of the following passage in about 120 words, and give it a title.

Christian Reed, a project manager, has worked at the Tata Steel plant—Britain’s biggest—for 11 years. His father worked in the local steel industry for 40 years, and his grandfather was a foundry worker. “It’s very difficult to contemplate losing the plant,” he says. “It would be like losing a member of the family.”

The fate of his job and those of about 4,300 other Port Talbot steelworkers, as well as Britain’s loss-making steel industry in general, have become the most poignant part of the political row that has erupted in Britain since Tata Steel, Britain’s biggest producer, said in late March that it planned to sell or close its operations in the country. Opposition politicians have demanded that the government engineer a rescue, either by erecting high tariff walls against cheap steel imports, as America has done, or by going for some sort of nationalisation, as Italy has attempted with the ill-starred Ilva plant in the heel of the country. On April 5th a potential rescuer, Sanjeev Gupta of Liberty House, a commodity-trading company, said he was interested in buying the Port Talbot business, though he wants plenty of government sweeteners before doing so. He has called Britain’s steel industry “probably the worst in the world.”

There are few parts of the rich world where steel remains a good business, however. Port Talbot’s woes are indicative of a global problem—especially in places where makers of unspecialised steel face competition from cheaper producers.

In the eyes of many, including the Welsh steelworkers, the main bogeyman is China, where steel output has ballooned. The country has produced more steel in two years than Britain since 1900, according to the International Steel Statistics Bureau, and is indeed awash with excess capacity. But this is part of a phenomenon that extends across the developing world. The OECD, a club mostly of rich countries, reckons

that in the four years to 2017 steelmaking capacity will have grown by 50% in the Middle East, 20% in Africa and 10% in Latin America.

Meanwhile, the China-led slowdown in developing economies and low oil prices, which have hit the use of steel in rigs and pipelines, mean that demand is severely lagging supply. Even in India, which is supposed to be the bright spot of the global steel market, demand growth is unlikely to recover to levels in the years before 2010 when it embarked on a debt-fuelled infrastructure construction binge.

Q.3. English Comprehension based on a passage.

Read the following passage carefully and answer the questions that follows.

In this age, when the popular involvement in day-to-day matters is mounting, it is the electronic systems that offer us a potential service infrastructure which could, with careful programming, probably take care of a very large element of what we describe as mechanical, procedural governance without all the distortions, corruptions and harassments which constitute the daily misery of the average citizen. Of course, the electronic systems will only behave to the extent that they are properly programmed. But this is no impossible task today.

Once we move our minds beyond the mere use of the electronic revolution for business efficiency and higher profitabilities and apply it to the task of reducing the routine, repetitive activities of governance, we will conserve time and energy for more important and creative tasks. In other words, the electronic revolution can make for better and more effective handling of real everyday problems, additionally to providing the basic service of computerized information banks. Even in less developed conditions, the potential of the electronic network to take over a great deal of what is called bureaucratic "paper work" has been vividly demonstrated. Licensing system involving endless form filling in endless copies; tax matters which baffle millions of citizens, particularly those who have nothing to hide; election system which require massive supervisory mobilizations or referendums based on miniscule "samples" which seldom reflect the reality at the social base. At all these points, the electronic advantage is seen and recognized. However, we must proceed further.

It is possible to foresee a situation where the citizen, with his personalized computer entry card, his "number", is able to enter the electronic network for a variety of needs now serviced by regiments of officials, high and low. Indeed, this is already happening in a number of countries. From simple needs, we will move to more complex servicing, and, ultimately, into creativity or what is called "artificial intelligence".

- Q. (i)** What does the term "bureaucratic paper work" refer to?
Q. (ii) How has electronic revolution helped organisations in day-to-day activities?
Q. (iii) What is "artificial intelligence"?

LEGAL

- Q.1.** Which of the following is lawful object of a contract ?
(1) Forbidden by law (2) Fraudulent (3) Injurious to a person or property
(4) Opposed to public policy (5) Other than those given as options
- Q.2.** In which of the Acts is the law relating to "Indemnity" laid down ?
(1) Insurance Act (2) Indemnity Act (3) Banking Regulation Act
(4) Reserve Bank of India Act (5) Other than those given as options






SAMPLE DESCRIPTIVE QUESTIONS

Q1. Under sec 120 A of IPC what is criminal conspiracy? What are the basic ingredients of Criminal Conspiracy and how is it punishable?

(A) Details of the On-line Examination Pattern:

- (1) The examination would be conducted on-line i.e. on a computer.
(2) All tests except of English (Descriptive section) will be in English and Hindi.
(3) All the questions will have multiple choices. Out of the five answers to a question only one will be the correct answer. **The candidate has to select the most appropriate answer and 'mouse click' that option which he/ she feels is appropriate/ correct. The option that is clicked on will be treated as the answer to that question. Answer to any question will be considered for final evaluation, only when candidates have submitted the answers by clicking on "Save & Next" or "Mark for Review & Next".**

- (4) The clock has been set at the server and the countdown timer at the top right corner of your screen will display the time remaining for you to complete the exam. When the clock runs out the exam ends by default - you are not required to end or submit your exam.
- (5) The question palette at the right of screen shows one of the following statuses of each of the questions numbered:

-  You have not visited the question yet.
-  You have not answered the question.
-  You have answered the question.
-  You have NOT answered the question, but have marked the question for review.
-  The question(s) "Answered and Marked for Review" will be considered for evaluation.

The Marked for Review status simply acts as a reminder that you have set to look at the question again. *If an answer is selected for a question that is Marked for Review, the answer will be considered in the final evaluation.*

- (6) To select a question to answer, you can do one of the following :
- Click on the question number on the question palette at the right of your screen to go to that numbered question directly. Note that using this option **does NOT save your answer** to the current question.
 - Click on '**Save & Next**' to save answer to current question and to go to the next question in sequence.
 - Click on '**Mark for Review and Next**' to save answer to current question, mark it for review, and to go to the next question in sequence.
- (7) To select your answer, click on one of the option buttons.
- (8) To change your answer, click another desired option button.
- (9) To save your answer, you **MUST** click on **Save & Next**.
- (10) To deselect a chosen answer, click on the chosen option again or click on the **Clear Response** button.
- (11) To mark a question for review click on **Mark for Review & Next**. *If an answer is selected for a question that is Marked for Review, the answer will be considered in the final evaluation.*
- (12) To change an answer to a question, first select the question and then click on the new answer option followed by a click on the **Save & Next** button.
- (13) Questions that are saved or marked for review after answering will ONLY be considered for evaluation.**
- (14) Sections will be displayed on the top bar of the screen. Questions in a section can be viewed by clicking on the section name. The section you will view will be highlighted.
- (15) After clicking the **Save & Next** button on the last question for a section, you will automatically be taken to the first question of the next section.
- (16) You can move the mouse cursor over the section names to view the status of the questions for that section.
- (17) You can attempt any question at any point of time within the allotted time for that Paper/Section.
- (18) The candidates are requested to follow the instructions of the "Test Administrator" carefully. If any candidate does not follow the instructions / rules, it would be treated as a case of misconduct/ adoption of unfair means and such a candidate would be liable for debarment from appearing for examinations for a period as decided by SEBI.
- (19) The candidates may ask the Test Administrator about their doubts or questions only before the commencement of the test. No query shall be entertained after the commencement of the examination.
- (20) After the expiry time of exam, the candidates will not be able to attempt any question or check their answers. The answers of the candidate would be saved automatically by the computer system even if he/ she has not clicked the "Submit" button.
- (21) Please note :**
- Candidates will not be allowed to "finally submit" unless they have exhausted the actual test time.**
 - Under no circumstances should a candidate click on any of the 'keyboard keys' once the exam starts as this will lock the exam.**

IMPORTANT :

Although the panel as shown below appears in Objective paper (or elsewhere where not applicable) as well, it is to be used in the Descriptive section (Paper 2) only.



Kindly read the following instructions very carefully

- This panel will be visible with Language Selection option which is to be used during the descriptive paper (Paper 2). **PLEASE DO NOT CLICK ON “EXIT”** at any point during the examination.
- Use the panel provided to select Hindi Language for answering Hindi Descriptive Question and English Language for answering English Descriptive Question.
- **Do not click on the “Exit”** button on the panel at any point during the examination.
- Keyboard layout will be available only in English. Candidates should have the knowledge of Inscript or Remington (GAIL) mapping on the keyboard to answer the questions of Descriptive paper (Paper 2) in Hindi.

B] General Instructions:

- (1) Please note date, Reporting time and venue address of the examination given in the call letter.
- (2) You may visit the venue one day before the Online Examination to confirm the location so that you are able to report **on time** (as printed on the call letter) on the day of the examination. Late comers will not be allowed.
- (3) The call letter should be brought with you to the examination venue along with your recent passport size photograph duly pasted on it. (Preferably the same photograph as was as uploaded).
- (4) You must scrupulously follow the instructions of the Test Administrator and SEBI Representative at the examination venue. If you violate the instructions you will be disqualified and will be asked to leave the examination venue.
- (5) No use of calculators (separate or with watch), books, note books or written notes, cell phones (with or without camera facility), or any other electronic device will be allowed during the examination.
- (6) Please bring the call letter with your photograph affixed thereon, currently valid Photo identity proof in original and a photocopy of the same ID proof which you bring in original - **THIS IS ESSENTIAL. This call-letter along with photocopy of photo identity proof duly stapled together are to be submitted to the invigilator at the end of exam.** Currently valid photo identity proof may be PAN Card/Passport/ Permanent Driving License/Voter's Card with photograph/Bank Passbook with photograph/Photo Identity proof issued by a Gazetted Officer on official letterhead alongwith photograph/Photo Identity proof issued by a People's Representative on official letterhead along with photograph/Valid recent Identity Card issued by a recognized College/University/Aadhaar Card/E-Aadhaar Card with a photograph/Employee ID in original/Bar Council Identity card with photograph. **Please Note - Ration Card and Learner's Driving License will not be accepted as valid ID proof for this purpose.** Please note that your name as appearing on the call letter (provided by you during the process of registration) should exactly match the name as appearing on the photo identity proof. Female candidates who have changed first/last/middle name post marriage must take special note of this. If there is any mismatch between the name indicated in the Call Letter and Photo Identity Proof you will not be allowed to appear for the exam.

- (7) Biometric data (thumb impression) and photograph will be captured at the examination venue before the start of examination. Decision of the Biometric data verification authority with regard to its status (matched or mismatched) shall be final and binding upon the candidates. **Refusal to participate in the process of biometric data capturing / verification on any occasion may lead to cancellation of candidature.** With regards to the same, please note the following :
- (a) If fingers are coated (stamped ink/mehndi/coloured...etc), ensure to thoroughly wash them so that coating is completely removed before the examination day.
 - (b) If fingers are dirty or dusty, ensure to wash them and dry them before the thumb impression (biometric) is captured.
 - (c) Ensure fingers of both hands are dry. If fingers are moist, wipe each finger to dry them.
 - (d) If the primary finger (thumb) to be captured is injured/damaged, immediately notify the concerned authority in the test centre.
- (Any failure to observe these points will result in non-admittance for the examination).
- (8) A candidate who is or has been declared by SEBI guilty of impersonation or of submitting fabricated document/s which have been tampered with or of making statements which are incorrect or false or of suppressing material information or otherwise resorting to any other irregular or improper means of obtaining admission to examination or of using or attempting to use unfair means in the examination hall or misbehavior in the examination hall may be debarred permanently or for a specified period by SEBI from admission to any examination or appearance at any interview held by it for selection of the candidates. SEBI may take further action against such candidates as deemed fit by it.
- (9) Your responses (answers) will be analysed with other candidates to detect patterns of similarity of right and wrong answers. If in the analytical procedure adopted in this regard, it is inferred/concluded that the responses have been shared and scores obtained are not genuine/valid, your candidature may be cancelled. Any candidate who is found copying or receiving or giving assistance or engaging in any behaviour unbecoming of a candidate will not be considered for assessment. SEBI may take further action against such candidates as deemed fit by it.
- (10) You should bring with you a ball-point pen. You may bring your own ink stamp pad (blue/black). A sheet of paper will be provided which can be used for rough work or taking down the question number you would like to review at the end of the test before submitting your answers. After the test is over you **MUST** handover this sheet of paper along with the Call Letter to the invigilator.
- (11) The possibility of occurrence of some problem in the administration of the examination cannot be ruled out completely which may impact test delivery and/or result from being generated. In that event, every effort will be made to rectify such problem, which may include movement of candidates, delay in test. Conduct of a re-exam is at the absolute discretion of test conducting body. Candidates will not have any claim for a re-test. Candidates not willing to move or not willing to participate in the delayed process of test delivery shall be summarily rejected from the process.
- (12) If the examination is held in more than one session for a post/stream, the scores across various sessions will be equated to adjust for slight differences in difficulty level of different test batteries used across sessions. More than one session are required if the nodes capacity is less or some technical disruption takes place at any centre or for any candidate.
- (13) Anyone found to be disclosing, publishing, reproducing, transmitting, storing or facilitating transmission and storage of test contents in any form or any information therein in whole or part thereof or by any means verbal or written, electronic or mechanical or taking away the papers supplied in the examination hall or found to be in unauthorised possession of test content is likely to be prosecuted.
- (14) Instances for providing incorrect information and/or process violation by a candidate detected at any stage of the selection, process will lead to disqualification of the candidate from the selection process and he/she will not be allowed to appear in any recruitment process of the SEBI in the future. If such instances go undetected during the current selection process but are detected subsequently, such disqualification will take place with retrospective effect.
- (15) (i) The PWBD candidates, who want to use facility of scribe, **MUST** go through the detailed advertisement which is available in the SEBI website and carefully **READ** the instructions.
- (ii) These candidates are also required to submit a Joint Undertaking/Declaration form (Scribe declaration form) that can be downloaded from SEBI website.
- (16) Please read instructions related to Social Distancing given on the next page.

INSTRUCTIONS WITH REGARD TO SOCIAL DISTANCING

- 1 Candidate is required to report at the exam venue strictly as per the time slot mentioned in the Call Letter. Latecomers will not be allowed to take the test.
- 2 Mapping of 'Candidate Roll Number and the Lab Number' will NOT be displayed outside the exam venue, but the same will be intimated to the candidates individually at the time of entry of the candidate to the exam venue.
- 3 Items permitted into the venue for Candidates
Candidates will be permitted to carry only certain items with them into the venue.
 - a. **Mask**
 - b. **Personal hand sanitizer (50 ml)**
 - c. **A simple pen and ink stamp pad (blue/black)**
 - d. **Exam related documents (Call Letter and Photocopy of the ID card stapled with it, ID Card in Original)**
 - e. **In the case of Scribe Candidates - Scribe form duly filled and signed with Photograph affixed.****No other Items such as bags, wallet, watch, keys, card, etc. are permitted inside the venue.**
- 4 Candidate should not share any of their personal belonging/material with anyone.
- 5 Candidate should maintain safe social distance with one another.
- 6 Candidate should stand in the row as per the instructions provided at venue.
- 7 If a candidate is availing services of a scribe, then scribe also should bring their own Mask.
- 8 On completion of examination, the candidates should move out in an orderly manner without crowding as instructed by the venue staff.

WISH YOU GOOD LUCK!